

CITY OF EL SEGUNDO POLICE DEPARTMENT



2013 ANNUAL CRIME STATISTICAL REPORT

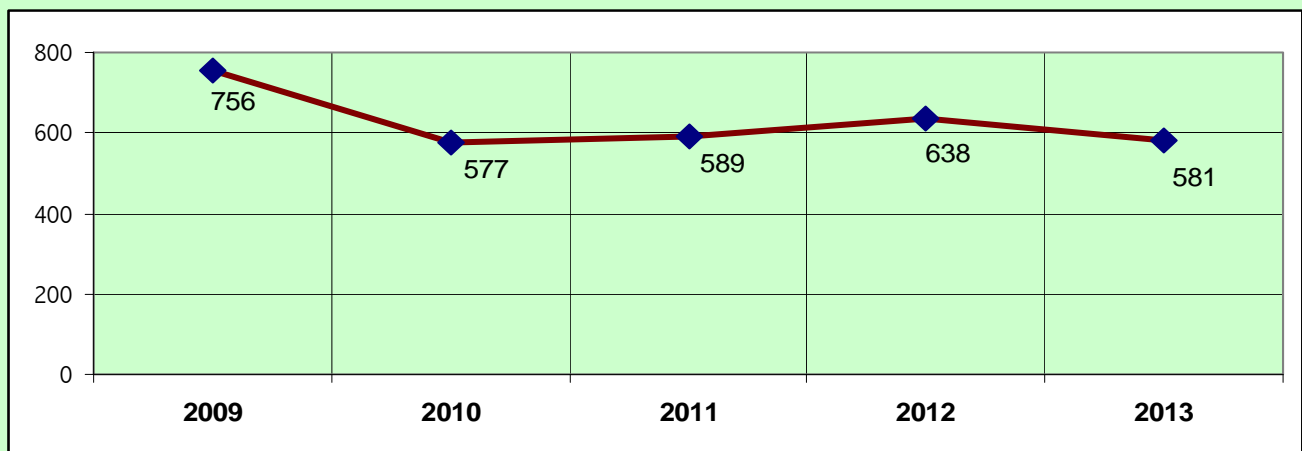
INTRODUCTION

The mission of the El Segundo Police Department is to provide a safe and secure community while treating all people with dignity and respect. Each year the El Segundo Police Department collects and disseminates an Annual Statistical Report. The statistical crime data in this report provides the Police Department a view of criminal trends and conduct as a tool for crime analysis.

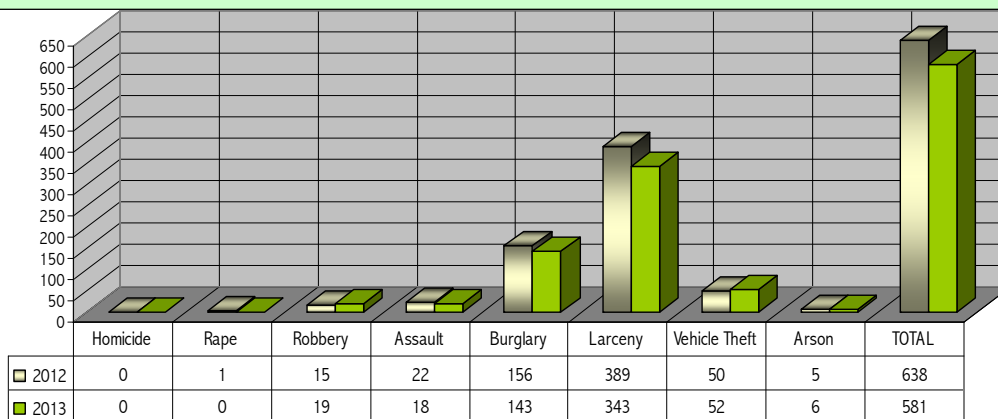
Overall, crime in 2013 decreased 9% compared to the previous year.

CRIMES BY OFFENSE AND COMPARISON WITH PREVIOUS YEARS

UNIFORM CRIME REPORT -- PART I CRIMES						
OFFENSE	2009	2010	2011	2012	2013	CHANGE 2012/2013
Homicide	0	0	0	0	0	0%
Rape	4	5	4	1	0	-100%
Robbery	17	17	15	15	19	+27%
Aggravated Assaults	15	12	19	22	18	-18%
Burglary	208	141	161	156	143	-8%
Larceny	462	360	338	389	343	-12%
Motor Vehicle Thefts	49	40	51	50	52	+4%
Arson	1	2	1	5	6	+20%
Total Offenses	756	577	589	638	581	-9%

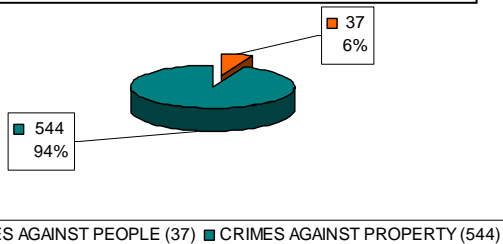


PART I CRIMES COMPARISON 2012-2013

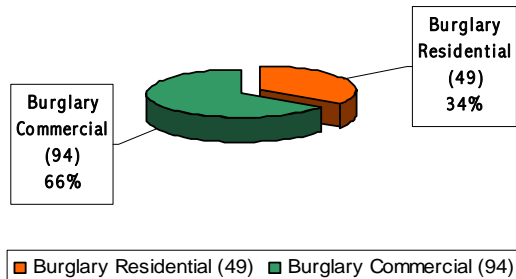


2013 CRIMES AGAINST PEOPLE & PROPERTY

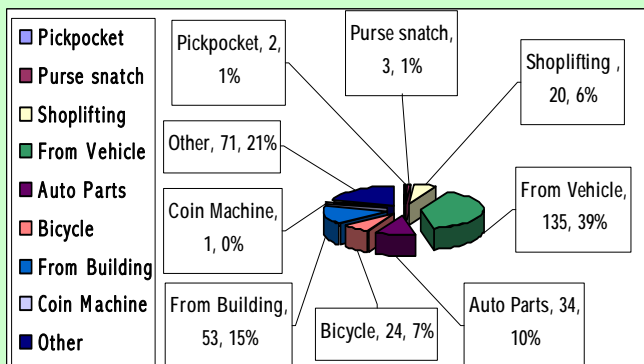
CRIMES AGAINST PEOPLE INCLUDE: HOMICIDE, RAPE, ROBBERY AND ASSAULT.
 CRIMES AGAINST PROPERTY INCLUDE: BURGLARY, THEFT, AUTO THEFT AND ARSON.



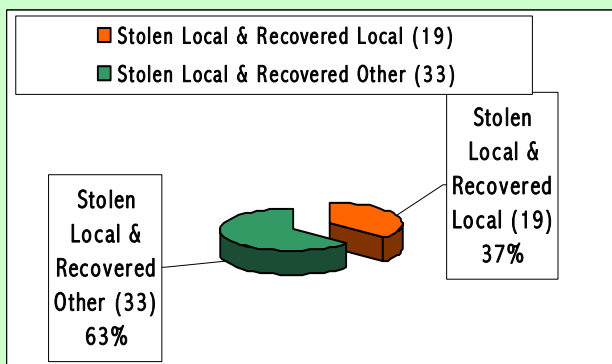
2013 BURGLARY



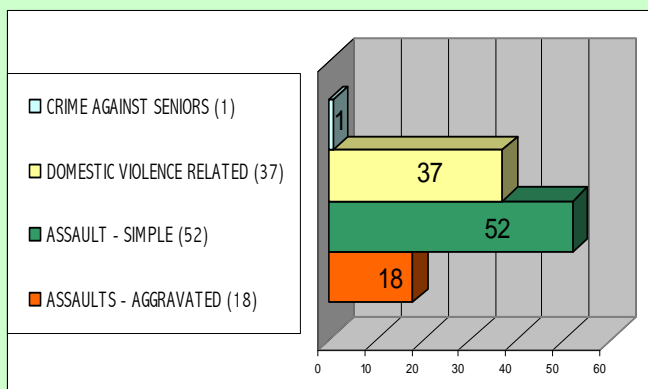
2013 LARCENY



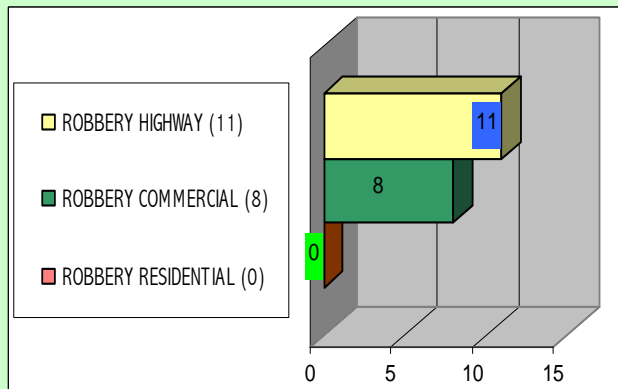
2013 VEHICLE THEFT



2013 REPORTED CRIMES



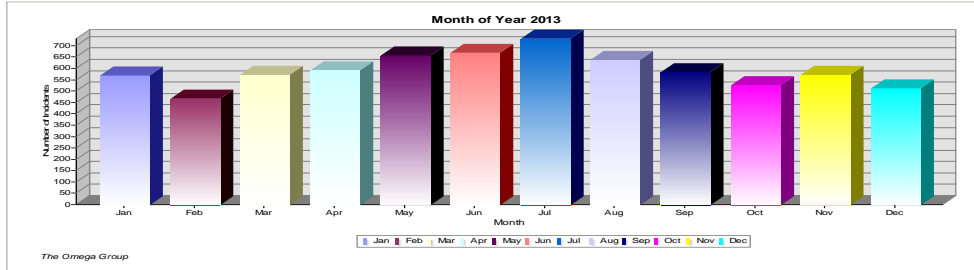
2013 ROBBERY



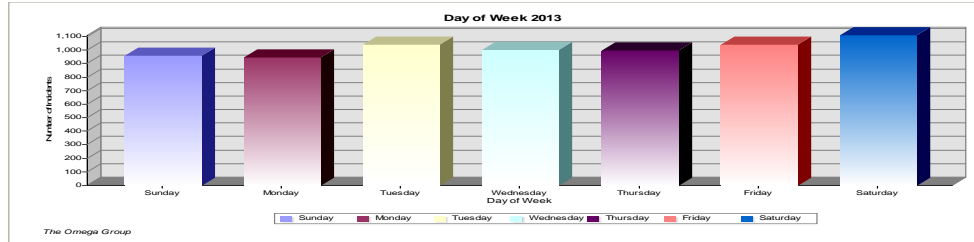
FIELD OPERATIONS ACTIVITY

The Field Operations Bureau has the primary responsibility of safeguarding the community through the prevention of crime, suppression of criminal activity, maintaining traffic safety, investigation of criminal offenses, apprehension of criminals, preservation of the peace, and protection of life and property.

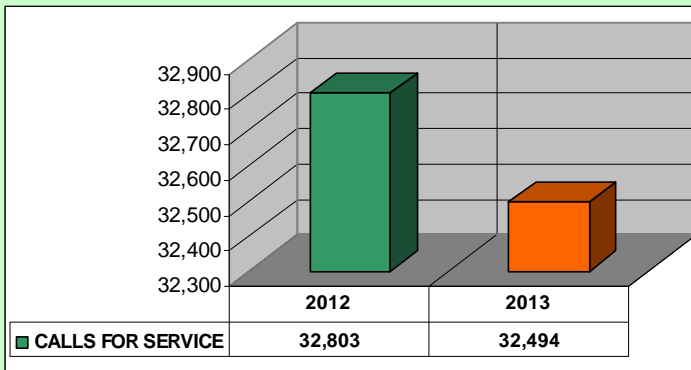
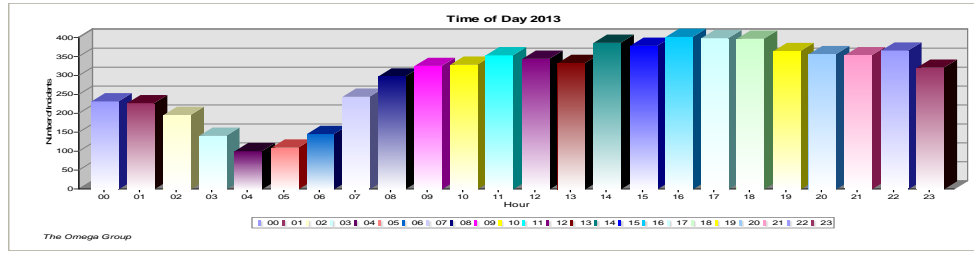
PART I CRIME INCIDENTS BY MONTH



PART I CRIME INCIDENTS BY DAY OF WEEK



PART I CRIME INCIDENTS BY TIME OF DAY



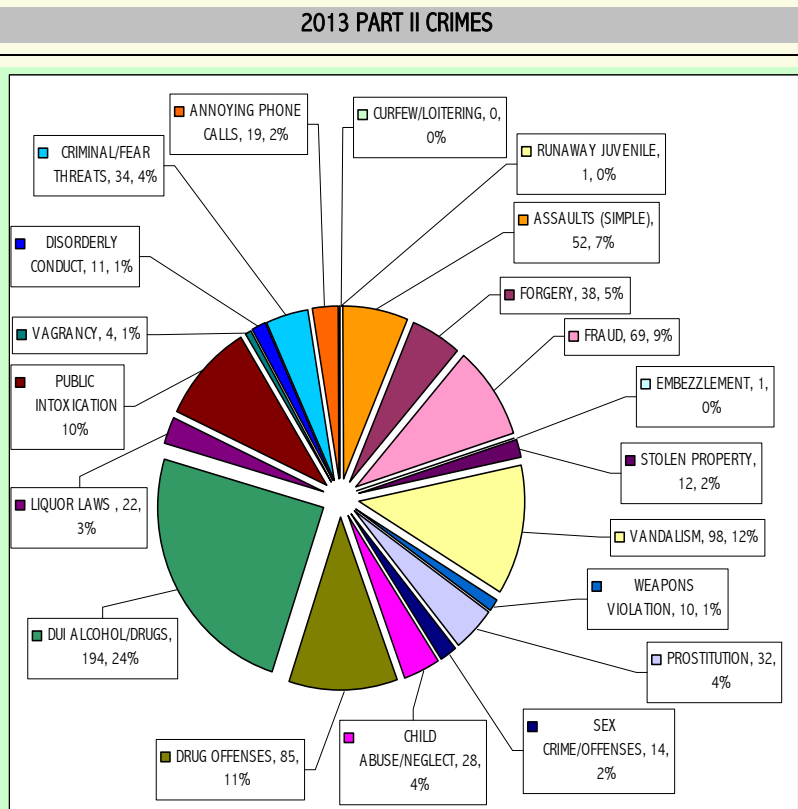
ACTIVITY	2012	2013	CHANGE
Calls for Service	32,803	32,494	-1%

INVESTIGATIVE DIVISION

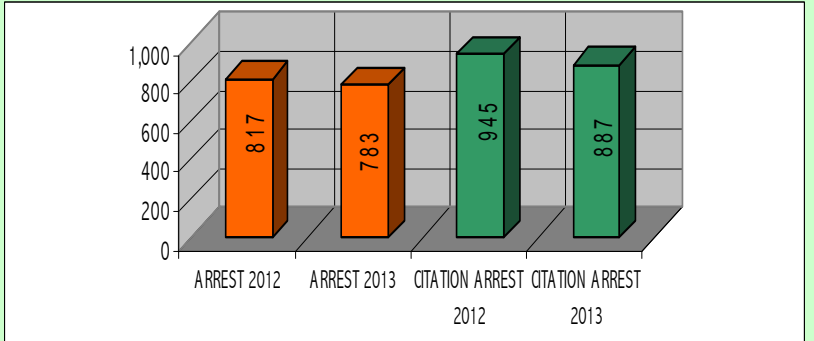
The Investigative Division has the primary responsibility of investigating crimes that occur within the City.

CRIME CASE ASSIGNED AND CLEARED	2012	2013	CHANGE
Total # of cases assigned	807	725	-10%
Total # of cases cleared	639	634	-1%
% CLEARED	79%	87%	

PART II CRIMES			
OFFENSE	2012	2013	%
ASSAULTS (SIMPLE)	50	52	+4%
FORGERY	40	38	-5%
FRAUD	101	69	-32%
EMBEZZLEMENT	9	1	-89%
STOLEN PROPERTY	10	12	+20%
VANDALISM	133	98	-26%
WEAPONS VIOLATION	3	10	+100%
PROSTITUTION	6	32	+100%
SEX CRIME/OFFENSES	20	14	-30%
CHILD ABUSE/NEGLECT	25	28	+12%
DRUG OFFENSES	93	85	-9%
DUI ALCOHOL/DRUGS	197	194	-2%
LIQUOR LAWS	22	22	0%
PUBLIC INTOXICATION	91	74	-19%
VAGRANCY	1	4	+100%
DISORDERLY CONDUCT	5	11	+100%
CRIMINAL/FEAR THREATS	25	34	+36%
ANNOYING PHONE CALLS	25	19	-24%
CURFEW/LOITERING	10	0	-100%
RUNAWAY JUVENILE	0	1	-100%
TOTALS	866	798	-8%



ACTIVITY	2012	2013	CHANGE
Arrests	817	783	-4%
Citation Arrests	945	887	-6%



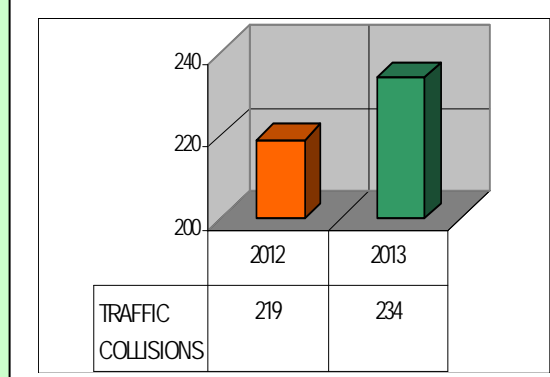
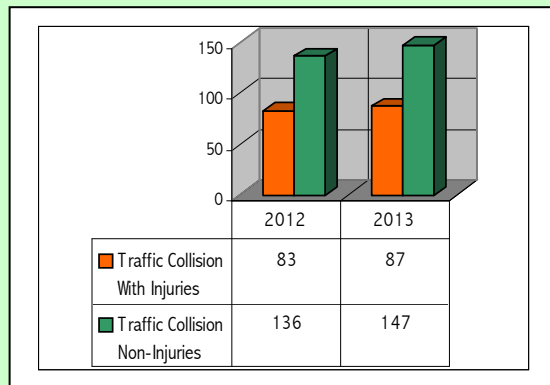
SPECIAL OPERATIONS ACTIVITY

The Special Operations Division has the primary responsibility to reduce traffic accidents in the City and to insure safe motoring within its borders. This is accomplished by maintaining high-visibility enforcement, emphasizing compliance with traffic and parking laws, traffic safety education, and assisting other City departments in design, engineering, and mitigation to ensure efficient traffic flow.

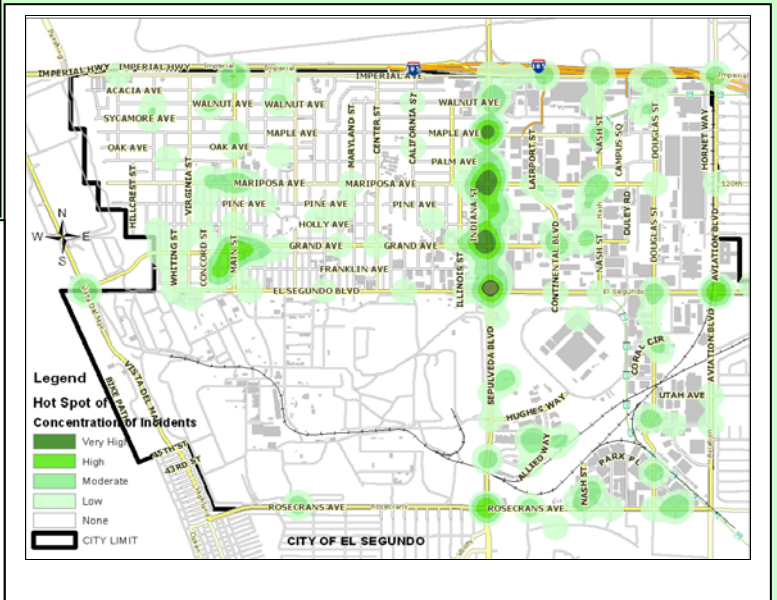
TRAFFIC COLLISION	2012	2013	CHANGE
DUI	21	18	-14%
FATAL	1	0	-100%
PROPERTY DAMAGE	59	66	+12%
INJURY VEHICLE	66	66	0%
INJURY BICYCLE	4	7	+75%
INJURY PEDESTRIAN	10	9	-10%
FELONY HIT&RUN	9	3	-67%
MISDEMEANOR HIT&RUN	35	48	+37%
CITY PROPERTY	14	17	+21%
TC COMPARISON	219	234	+7%

MOST FREQUENT TRAFFIC COLLISIONS BY LOCATION	2012	2013	CHANGE
E GRAND AV/ N SEPULVEDA BL	2	5	+100%
AVIATION BL/EL SEGUNDO BL	4	4	0%
ROSECRANS AV/S SEPULVEDA BL	1	4	+100%
800 BLOCK OF S SEPULVEDA BL	3	5	+67%
S SEPULVEDA BL/EL SEGUNDO BL	9	6	-33%
S SEPULVEDA BL/HUGHES WY	4	1	-75%
E MARIPOSA AV/N SEPULVEDA BL	4	4	0%
S DOUGLAS ST/EL SEGUNDO BL	2	2	0%
PALM AVE/SEPULVEDA BL	1	5	+100%
MAIN ST/MARIPOSA AV	3	2	-33%

TRAFFIC COLLISION AND PRIMARY COLLISION FACTORS COMPARISON 2012-2013



2013 TRAFFIC COLLISIONS MOST FREQUENT BY LOCATION HOT SPOT AREAS MAP
 ● DARK GREEN = HIGH - ● LIGHT GREEN = LOW



ANIMAL CONTROL ACTIVITY

The Animal Control section has the primary responsibility to provide animal control services to all residents of the City of El Segundo by handling and investigating all animal complaints, public nuisances and enforcing animal related laws including licensing requirements, animal abandonment and prosecutions for animal cruelty.

INCIDENTS	2012	2013	CHANGE
ANIMAL CONTROL CALLS	1,075	996	-7%
ANIMAL BITES	8	7	-13%
ANIMAL CRUELTY	2	1	-50%

Year	Animal Cruelty	Animal Bites
2012	2	8
2013	1	7

PARKING ENFORCEMENT ACTIVITY

The Parking Enforcement Section has the primary responsibility for the enforcement of all City ordinances related to on-street parking throughout the City.

PARKING ENFORCEMENT	2012	2013	CHANGE
2 Hour Parking	768	692	-10%
Handicap	175	350	+100%
No Parking Street Sweeping	5,582	6,070	+9%
Permit Parking City Property	19	4	-79%
No Current License Tab	1,106	1,135	+3%
Other *	2,062	2,904	+41%
TOTAL	9,712	11,155	+15%

Category	2012	2013
2 Hour Parking	768	692
Handicap	175	350
No Parking Street Sweeping	5,582	6,070
Permit Parking City Property	19	4
No Current License Tab	1,106	1,135
Other *	2,062	2,904
TOTAL	9,712	11,155

* Other includes parked in a posted no parking anytime, double parking, wrong way parking, parked in a fire lane, etc.

For additional information, contact:

El Segundo Police Department
Emma Johnson
348 Main Street
El Segundo, CA 90245
Telephone: (310) 524-2200
Email: ejohnson@elsegundo.org